

CFL Series

CFL LARGE

Rev. Date: 16 February 2021

Product Description

The CFL Series Floodlight provides general area lighting and improve the overall look of façades and signage.

The slim, low profile design adds architectural appeal to any general flood lighting application with crisp uniform white light that offer high performance maximizing energy savings. With remarkable light quality and smooth white light, buildings and signage will stand out in the crowd.

Applications: : Industry, parking lots, monuments and general area spaces.

Performance Summary

Efficacy: up to 135 lm/W

Lumen Output: 27000 - 36000 lm

IP Rating: IP66

Limited Warranty: 5 years

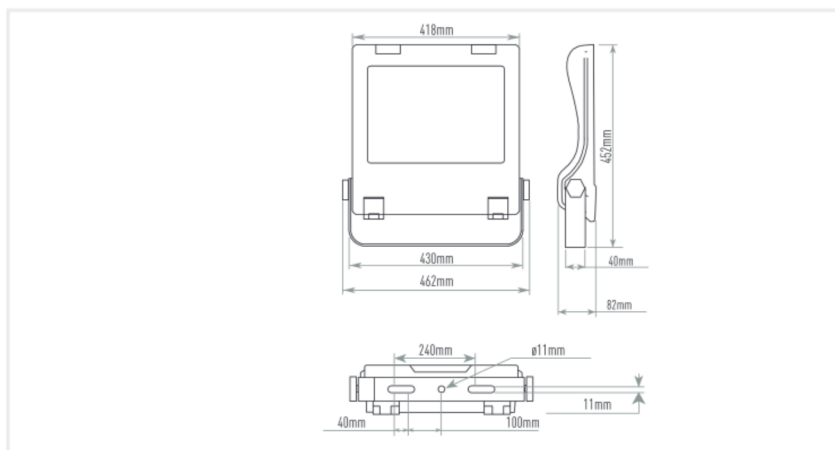


Ordering Information

EX: CFL-B-ASM-E-40K-+-24-BK-FX -01

CFL	B	ASM	E	40K	+	24	BK	FX	01
Product	Version	Optic	Input Power	CCT	Insulation Class	Voltage	Finish	Control Option	Cable Length
CFL Large	B	ASM Asymmetric WFL Wide Flood 30 Flood 30° 15 Spot 15° 275 Type II Short	E 200W F 250W	40K 30K*	+ Class 1	24 220-240V	BK Black	FX Fixed Output DL DALI VM Virtual Midnight	01 Exit cable 1,5 m

* (On request for MOQ)



www.creelighting-europe.com Ph. +39 055 343081

CREE LIGHTING

FEATURES

- Efficacy: up to 135 lm/W
- Lumen Output: 27000 - 36000 lm
- Tool-less entry through buckles integrated
- CRI: Minimum 70
- Lifetime: L80F10 Up to >180Khrs Ta=25°C (>180Khrs L80 IESNA TM-21)
- Operative temperature -30°C up to 40°C
- Input Voltage: 220-240V, 50/60Hz
- Power factor: Up to > 0.92 at full load
- Surge protection: 10kV CM / 6kV DM surge immunity according to EN 61000-4-5 and EN 61547
- Enclosure rated IP66 per IEC 60529
- Impact resistance IK08
- Control Option: Fixed Output, DALI, Virtual Midnight

CONSTRUCTION AND MATERIALS

- Die cast aluminum housing treated with electrophoresis and powder coating for strong anti-corrosion performance.
- Extra clear silk printed tempered glass
- Bracket surface featuring hot galvanizing processing, providing strong corrosion resistance.
- Tool free adjustable bracket +/-90° by means of mechanical locking with graduated scale of 10°
- Vent integrated to prevent moisture and balance atmosphere pressure

WARRANTY AND CERTIFICATIONS

- Limited Warranty: 5 years
- CE Mark / RoHs Compliant / ENEC mark / CB mark
- Risk group exempt in accordance with Standard CEI EN62471 for photobiological safety (Tested IEC/TR62778)
- Compliant to: EN 60598-1; EN 60598-2-3, EN 60598-2-5

ELECTRICAL DATA*

Input Power Designator	System Watts	Total Current	Power Factor
		@230V, 50Hz	
E	200W	0,86 A	0,92
F	250W	1.0 A	0,92

* Electrical data at 25°C (77°F)

PRODUCT WEIGHT T AND MAXIMUM WIND AREA

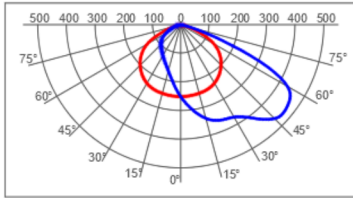
Weight	Lateral Surface Wind Exposed
8.9 kg	0.197m ²



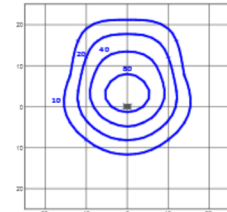
Photometry

All published luminaire photometric testing performed to IESNA LM-79-08 standards by an external laboratory. To obtain an IES file specific to your project consult: www.creelighting-europe.com.

ASM - ASYMMETRIC



cd/klm
 C00-C180 C90-C270 C90-C270

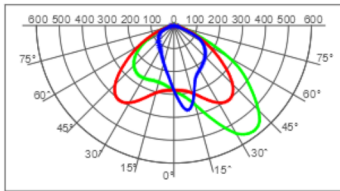


Lux
 CFL-B-ASM-F-40K_250-F01602
 Mounting Height: 10m

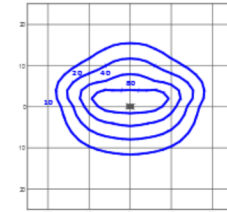
LUMEN OUTPUT - ASM	
Input Power Designator	4000K
	Initial Delivered Lumens*
E	29444
F	36142

* Initial delivered lumens at 25°C (77°F). Actual production yield may vary between -4 and +10% of initial delivered lumens

WFL - WIDE FLOOD



cd/klm
 C00-C180 C90-C270 C15-C195

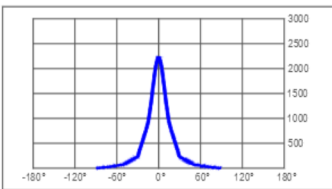


Lux
 CFL-B-WFL-F-40K_250-F00801
 Mounting Height: 10m

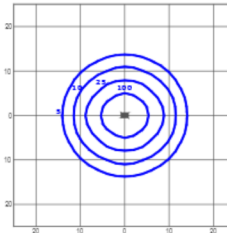
LUMEN OUTPUT - WFL	
Input Power Designator	4000K
	Initial Delivered Lumens*
E	28128
F	34787

* Initial delivered lumens at 25°C (77°F). Actual production yield may vary between -4 and +10% of initial delivered lumens

30° - FLOOD 30°



cd/klm
 C90-C270

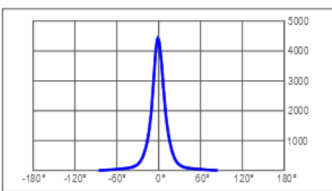


Lux
 CFL-B-30-F-40K_250-F01604
 Mounting Height: 10m

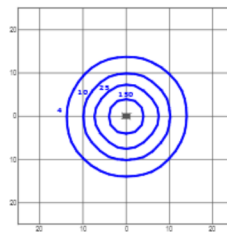
LUMEN OUTPUT - 30°	
Input Power Designator	4000K
	Initial Delivered Lumens*
E	29598
F	36139

* Initial delivered lumens at 25°C (77°F). Actual production yield may vary between -4 and +10% of initial delivered lumens

15° - FLOOD 15°



cd/klm
 C90-C270



Lux
 CFL-B-15-F-40K_250-F01603
 Mounting Height: 10m

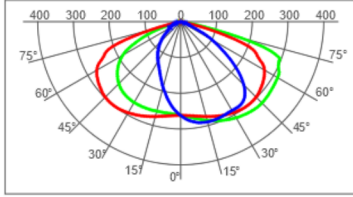
LUMEN OUTPUT - 15°	
Input Power Designator	4000K
	Initial Delivered Lumens*
E	29810
F	36369

* Initial delivered lumens at 25°C (77°F). Actual production yield may vary between -4 and +10% of initial delivered lumens

Photometry

All published luminaire photometric testing performed to IESNA LM-79-08 standards by an external laboratory. To obtain an IES file specific to your project consult: www.creelighting-europe.com.

275 - TYPE II SHORT



cd/klm
 — 00 C180 — 090 C270 — 018 C198



Lux
 CFL-B-275-F-40K_250-R01602
 Mounting Height: 10m

LUMEN OUTPUT - 275 Type II Short	
Input Power Designator	4000K
	Initial Delivered Lumens*
E	28177
F	34584

* Initial delivered lumens at 25°C (77°F). Actual production yield may vary between -4 and +10% of initial delivered lumens

lux